

ANNUAL REPORT 2022-23

TOP DESTINATIONS

Country, # of Participants

- #1 Italy
- #2 England
- #3 Canada
- #4 France & Mexico
- #5 Ireland

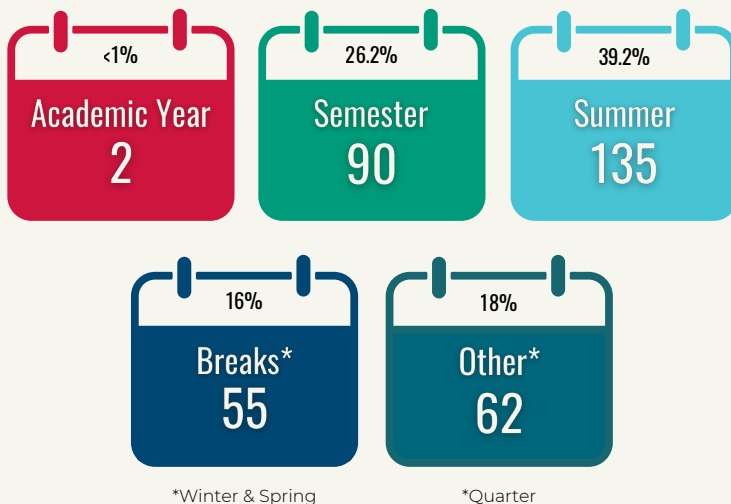


MISSION STATEMENT

The Education Abroad Office at Seattle University promotes meaningful study abroad and global immersion experiences for students, faculty, and staff by facilitating exploration of options, preparation before departure, and reintegration upon return.

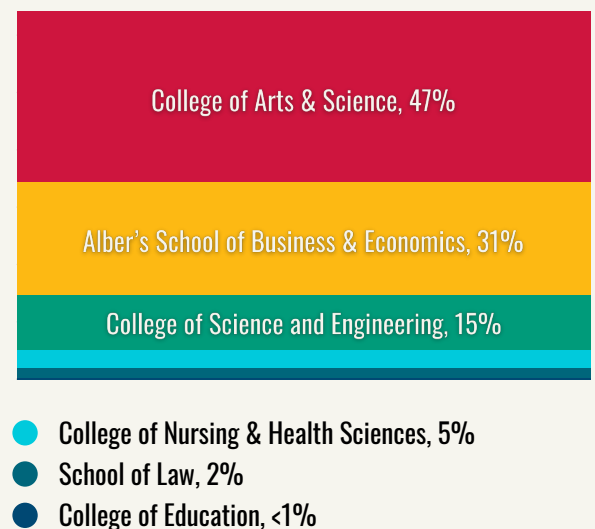
OUR STUDENTS STUDIED DURING...

Percentage, Term, and # of Participants




STUDENTS AREAS OF STUDY INCLUDED...

College/School, Percentage

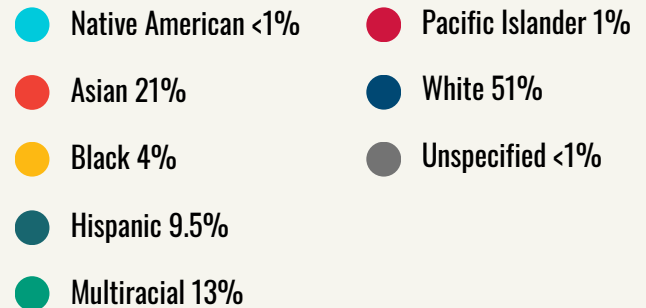


RACIAL DEMOGRAPHICS

Race, Percentage, # of Participants



48.5% STUDENTS OF COLOR STUDIED ABROAD

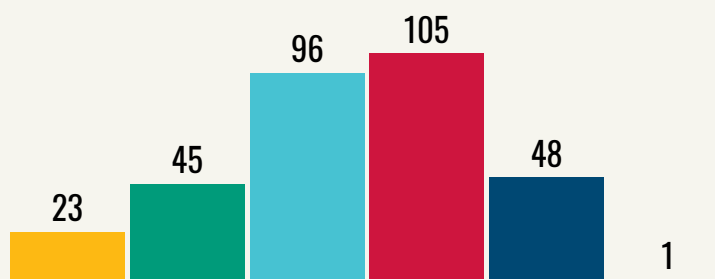
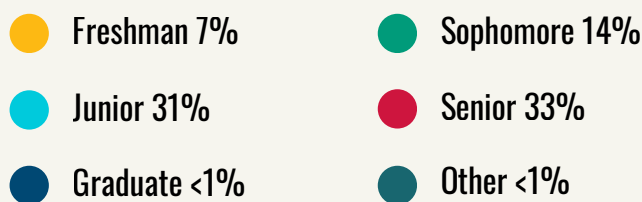


320 STUDENTS. 344 EXPERIENCES.

24 students participated in multiple programs in one year.

ACADEMIC YEAR

Year, Percentage, # of Participants



39 STUDENT ATHLETES



22 FIRST GENERATION COLLEGE STUDENTS & 237 FIRST-TIME COLLEGE STUDENTS.



50 STUDENTS REGISTERED WITH DISABILITY SERVICES & 6 STUDENTS WITH VA BENEFITS



37 TRANSFER, 25 HONORS, AND 21 PELL RECIPIENT STUDENTS



300 of the students studying abroad were US citizens. The other 20 were international students.



Every 6/10 students studying abroad in 2023-24 identified as female.

