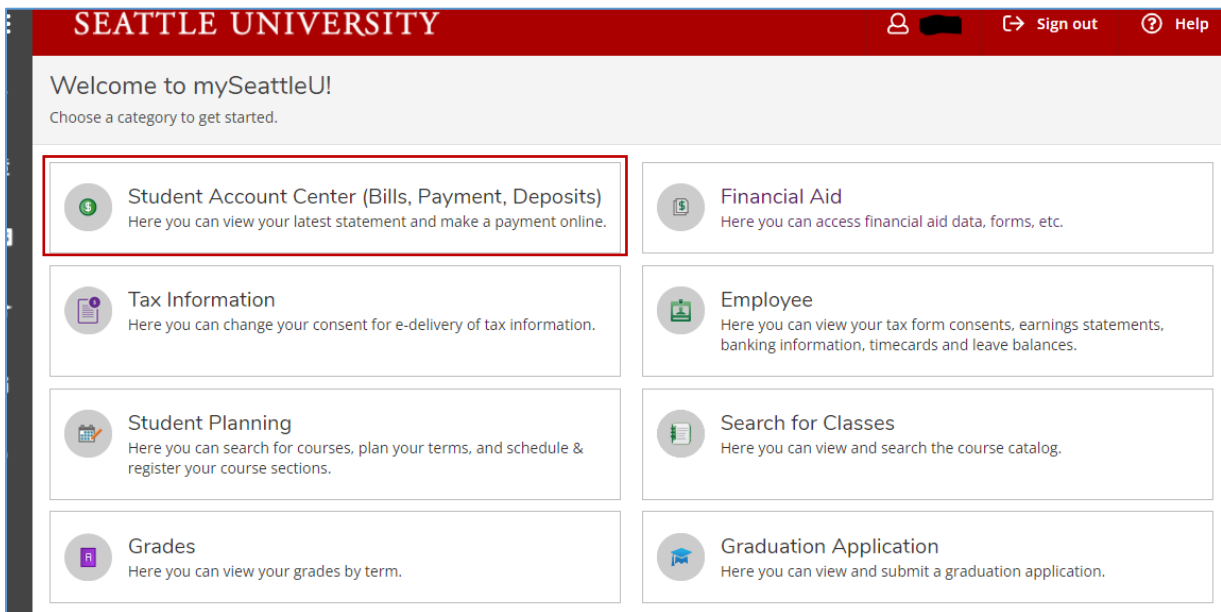
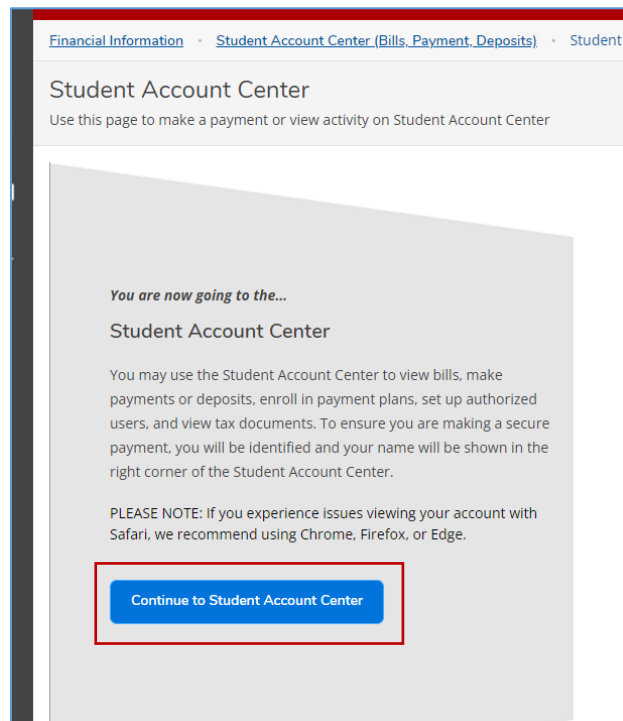


## Paying Your Freshman Enrollment Deposit

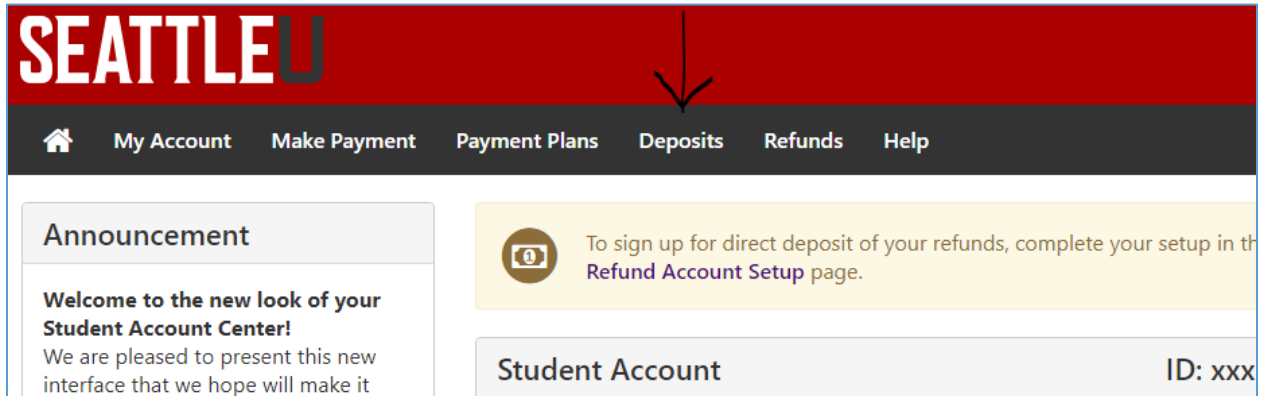
1. Make sure you have activated your SU Account
2. Log into MySeattleU account <https://my.seattleu.edu/>
3. Select **Student Account Center**



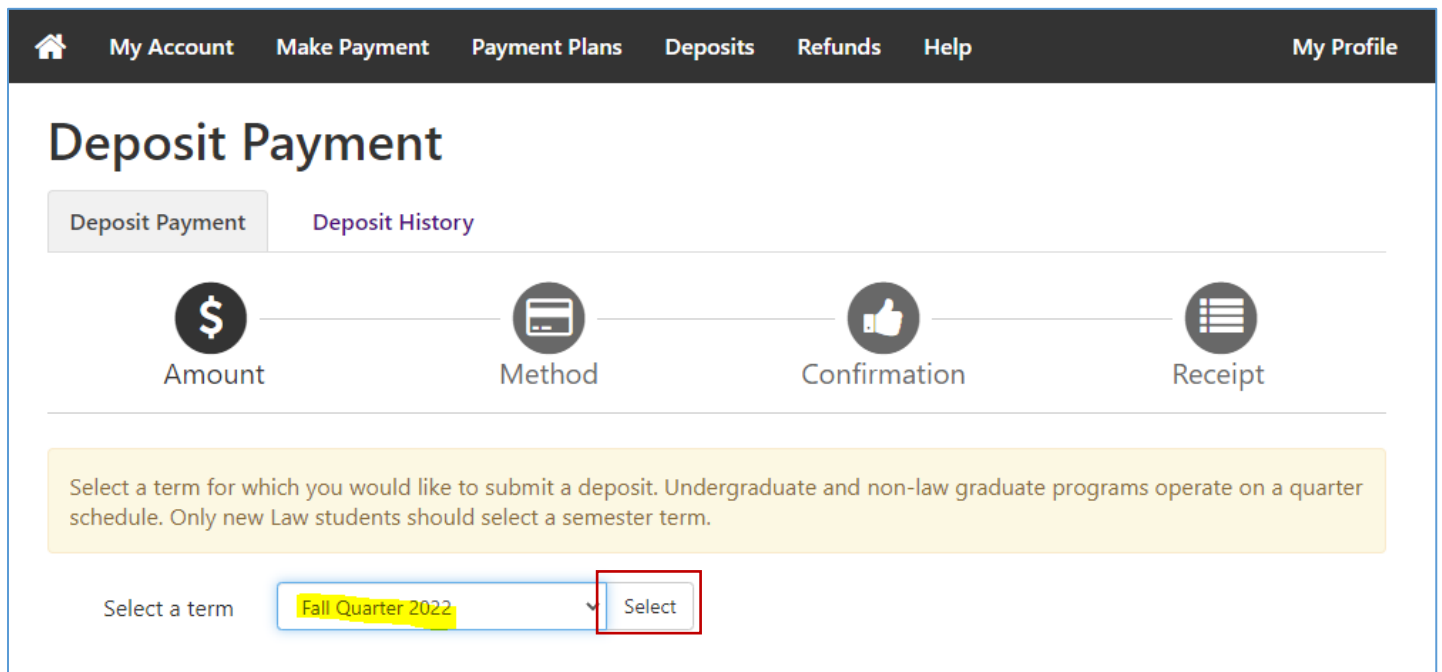
4. Select the blue button to continue on—noting that the Safari Browser is not recommended.



5. Once the Student Account Center loads, select **Deposits** from the top of the screen.



6. Choose **Fall Quarter 2022** from the drop-down menu and then **Select**



## 7. Choose **2022 Fall Freshman Deposit** and then **Select**

My Account Make Payment Payment Plans Deposits Refunds Help My Profile

### Deposit Payment

Deposit Payment Deposit History

Amount Method Confirmation Receipt

Select a term for which you would like to submit a deposit. Undergraduate and non-law graduate programs operate on a quarter schedule. Only new Law students should select a semester term.

Select a term  Select

Select a deposit

## 8. You can see the deposit information you are about to pay then choose to **continue**.

Select a term  Select

Select a deposit  Select

#### 2022 Fall Freshman Deposit

Deposit name	2022 Fall Freshman Deposit
Deposit description	\$500 required for incoming UG students to secure spot in 2022-23 class.
Term	Fall Quarter 2022
Payment amount	\$500.00

9. Choose a payment method from the drop-down menu and then **Continue**.
  - a. Electronic Check (checking/savings acct numbers) –no processing fee
  - b. Credit Card Via PayPath (credit cards only, do not use a debit card)- charged a percentage processing fee on payment amount.

*\*\*Please be sure to turn off your pop-up blocker if you are using a credit card so that PayPath site can open.*

# Deposit Payment

Deposit Payment    Deposit History

Amount    Method    Confirmation    Receipt

Amount    \$500.00

Method   

\*Credit card payments are handled through PayPath®, a tuition payment service. A non-refundable service fee will be added to your payment.

**Electronic Check** - Payments can be made from a personal checking or savings account.

10. Continue and follow the payment processing prompts on the screen until you get to the end confirmation page indicating that you made the payment. You will also get an email that the payment was made. *The \$500 enrollment deposit will show as a credit on your first billing statement you will receive in August.*